

Vehicle Diagnostic Socket Location for Reference

The vehicle diagnostic socket is located in the engine compartment, near to driver side or passenger side strut tower.

Starting:

1. Turn Ignition ON and Engine OFF.
2. Move ★ cursor to BMW, and then press button E.

Ver 2.0
Made by TRISCO



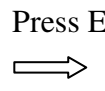
1. MERCEDES BENZ
★ 2. BMW

3. More ★ cursor to select Mode type and Function, and then press button E.

★ 1. E 36
. 2. E 38



★ 1. Oil Service
2. Inspection



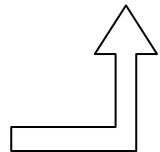
SERVICE SETTING
PLEASE WAIT ...



★ 3. E 39
4. E46



★ 5. Others



RESET OK!



CONNECTION FAILED!

Note: If Connection Failed select Mode 1 “other” and use Mode 1 or Mode 2 to reset light.


Operation steps for testing Audi and VOLKSWAGEN

Setting up:

Attach the VASS connector cable or OBD-II diagnostic cable to the tool 15-pin connector, and then plug into the vehicle diagnostic socket properly.



VASS diagnostic cable



OBD-II diagnostic cable